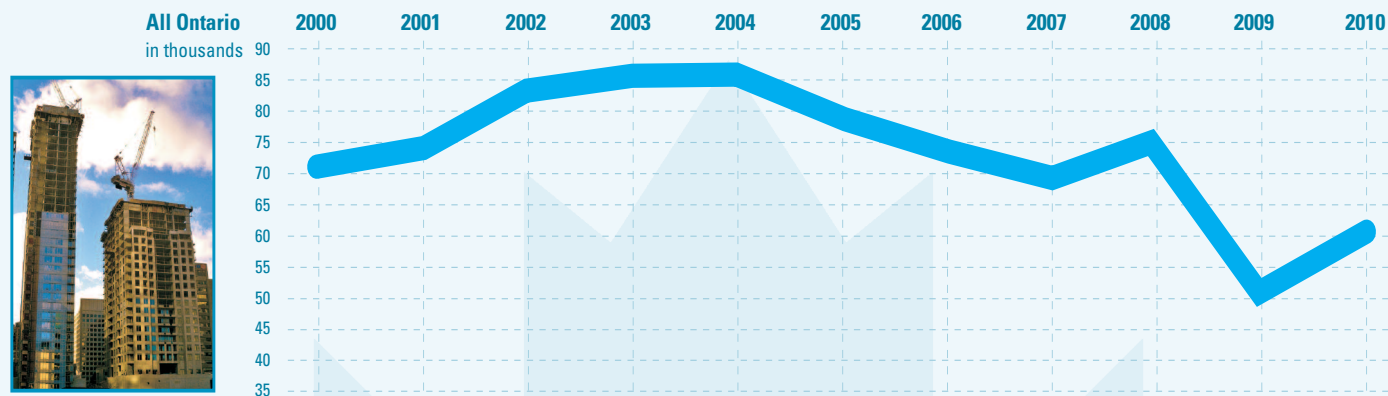


Total Housing Starts Ontario 2000-2010



Census Metropolitan Areas	2000	2001	2002	2003	2004	2005	2006	2007	2008	2009	2010
Barrie	2,043	2,445	2,739	2,368	2,435	1,484	1,169	980	1,416	427	682
Brantford	485	475	700	458	482	534	409	589	432	317	504
Guelph	1,297	993	1,138	994	1,420	951	864	941	1,087	567	1,021
Hamilton	3,108	3,365	3,803	3,260	4,093	3,145	3,043	3,004	3,529	1,860	3,562
Kingston	659	707	810	1,131	872	683	968	880	672	717	653
Kitchener	3,509	3,537	4,130	3,995	3,912	3,763	2,599	2,740	2,634	2,298	2,815
London	1,713	1,607	2,604	3,027	3,078	3,067	3,674	3,141	2,385	2,168	2,079
Oshawa	2,874	2,561	3,490	3,907	3,153	2,934	2,995	2,389	1,987	980	1,888
Ottawa	5,786	6,251	7,796	6,381	7,243	4,982	5,875	6,506	6,998	5,814	6,446
Peterborough	292	294	423	547	514	619	437	540	428	371	404
St. Catharines	1,230	1,134	1,317	1,444	1,781	1,412	1,294	1,149	1,138	859	1,086
Sudbury	173	191	298	306	388	400	477	587	543	450	575
Thunder Bay	154	211	197	211	287	227	165	249	167	180	222
Toronto	38,982	41,017	43,805	45,475	42,115	41,596	37,080	33,293	42,212	25,949	29,195
Windsor	2,382	2,157	2,490	2,237	2,287	1,496	1,045	614	453	391	617

Larger Census Agglomerations	2000	2001	2002	2003	2004	2005	2006	2007	2008	2009	2010
Belleville	273	284	393	387	507	367	313	368	324	357	324
Chatham-Kent	136	96	90	150	143	197	217	177	136	85	103
Cornwall	122	148	198	231	217	159	132	135	133	156	173
Kawartha Lakes*	165	290	321	359	367	322	334	349	311	199	341
North Bay	90	89	123	125	151	226	185	112	139	199	176
Sarnia	177	155	374	203	194	243	191	258	278	299	203
Sault Ste Marie	90	74	86	99	119	128	105	117	173	85	99

Urban areas (Population 50,000+)	2000	2001	2002	2003	2004	2005	2006	2007	2008	2009	2010
All Ontario	71,521	73,282	83,597	85,180	85,114	78,795	73,417	68,123	75,076	50,370	60,433

* Prior to 2002, Kawartha Lakes data includes Lindsay Town, Ops Township, Fenelon Township, Laxton Township, Mariposa Township and Sturgeon Point Village

OHBA represents 4,000 member companies organized into a network of 29 local associations across the province.
Together we build 80% of the new housing in Ontario.

Ontario Home Builders' Association
20 Upjohn Road, Suite 101
North York, Ontario
M3B 2V9
Tel: (416) 443-1545
Toll Free: 1-800-387-0109
Fax: (416) 443-9982
e-mail: info@ohba.ca
web: www.ohba.ca

2010 Data

THE RESIDENTIAL CONSTRUCTION INDUSTRY IS
**the engine that drives
Ontario's economy**



60,433 Housing Starts Housing starts in Ontario increased by 20% in 2010 over the 50,370 housing starts recorded in 2009 during the global recession. Activity is anticipated to soften in 2011 with a forecast 56,200 housing starts. Each new home built in Ontario is not only a roof over the head of a family, but it provides thousands of jobs and generates significant dollars in taxes, fees and levies for all three levels of government.

358,300 Jobs The new housing and renovation sector is a significant employer in Ontario. Residential construction includes a broad range of high quality jobs from skilled trades to planners, engineers, architects, economists and lawyers.

\$39.1 billion In 2010 the value of new housing, residential renovations and impacts of other expenditures related to residential construction in Ontario totalled \$39.1 billion.

\$18.5 billion in Wages The average weekly wage in Ontario's construction sector is \$995. This compares to a \$981 average in all industries. The average construction wage is 1% higher than the overall industry wage for full-time employment in Ontario.

\$3.41 billion Total income taxes for the federal and provincial governments generated from Ontario housing starts, renovations and other related expenditures.

\$2.28 billion Total GST revenue generated from Ontario housing starts, renovations and other related expenditures.

\$2.12 billion Total PST/HST revenue generated from Ontario housing starts, renovations and other related expenditures. The harmonized sales tax significantly increased provincial sales tax revenue on new homes and renovations when it was implemented on July 1, 2010.



\$1.56 billion Total CPP Premiums generated from Ontario housing starts, renovations and other related expenditures.

\$590 million Total EI Premiums generated from Ontario housing starts, renovations and other related expenditures.

\$142 million Estimated total WSIB premiums billed to the Home Builder rate group in Ontario.

29 LOCAL ASSOCIATIONS

- BILD
- Brantford
- Chatham-Kent
- Greater Dufferin
- Durham Region
- Grey-Bruce
- Guelph & District
- Haldimand-Norfolk
- Haliburton County
- Hamilton-Halton
- Kingston-Frontenac
- Laanark-Leeds
- London
- Niagara
- North Bay & District
- Greater Ottawa
- Peterborough & the Kawarthas
- Quinte
- Renfrew County
- Sarnia-Lambton
- Saugeen County
- Seaway Valley
- Simcoe County
- St. Thomas-Elgin
- Stratford & Area
- Sudbury&District
- Thunder Bay
- Waterloo Region
- Greater Windsor

Ontario Home Builders' Association
20 Upjohn Road, Suite 101
North York, Ontario M3B 2V9
Tel: (416) 443-1545
Toll Free: 1-800-387-0109
Fax: (416) 443-9982
e-mail: info@ohba.ca
web: www.ohba.ca

2011-2031

Ontario's Population Estimates by OHBA Local

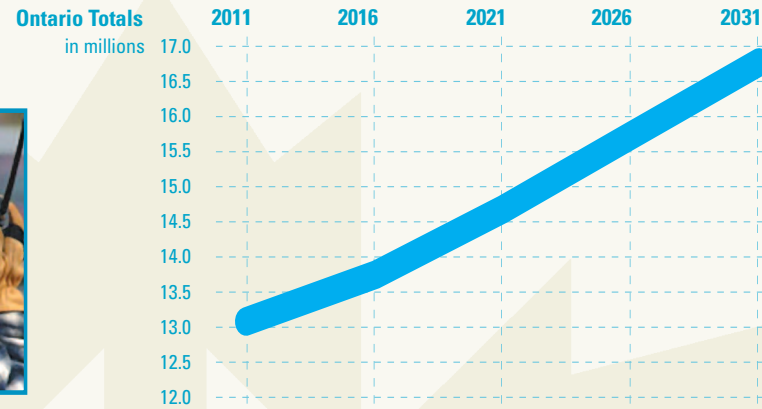


Ontario
Home Builders'
Association

OHBA represents
4,000 member
companies organized
into a network
of 29 local
associations across
the province.

Together we build
80% of the
new housing in
Ontario.

Ontario Home Builders' Association
20 Upjohn Road, Suite 101
North York, Ontario M3B 2V9
Tel: (416) 443-1545
Toll Free: 1-800-387-0109
Fax: (416) 443-9982
e-mail: info@ohba.ca
web: www.ohba.ca



OHBA Local	2011	2016	2021	2026	2031
Greater Barrie (Simcoe Country)	461,507	493,694	555,929	630,687	709,855
BILD (Toronto, York, Peel)	5,066,195	5,331,937	5,632,970	5,901,512	6,169,108
Brantford (Brant County)	140,434	147,679	162,633	182,585	203,711
Chatham-Kent	111,841	111,831	111,683	110,984	110,211
Greater Dufferin	59,759	65,496	74,105	84,073	94,628
Durham Region	624,233	667,588	744,357	851,912	978,428
Grey-Bruce	165,103	168,094	172,424	176,805	181,405
Guelph (Wellington County)	216,878	231,108	262,498	309,237	361,908
Haldimand-Norfolk	112,692	114,535	117,190	119,823	122,583
Haliburton County	17,006	17,655	18,616	19,681	20,806
Hamilton-Halton	1,035,453	1,104,973	1,217,998	1,344,917	1,479,245
Kingston-Frontenac	152,326	155,925	161,189	166,742	172,589
Lanark-Leeds	170,650	173,264	177,017	180,687	184,530
London (Middlesex)	455,714	470,910	498,087	528,318	560,254
Niagara	448,951	461,758	484,197	514,411	546,334
North Bay & District (Nipissing District)	87,265	87,787	88,473	88,882	89,290
Greater Ottawa	883,661	913,940	978,941	1,069,021	1,164,327
Peterborough & The Kawarthas	218,182	229,288	252,355	281,608	312,577
Quinte (Hastings)	139,476	143,415	149,209	155,453	162,036
Renfrew County	103,135	105,074	107,885	110,749	113,757
Sarnia-Lambton	133,299	134,004	134,914	135,373	135,822
Saugeen County (South Bruce)	67,817	68,556	69,593	70,510	71,464
Seaway Valley (Stormont, Dundas & Glengarry United)	115,867	116,921	118,378	119,571	120,803
St. Thomas - Elgin	91,732	94,840	99,434	104,473	109,791
Stratford & Area (Perth)	77,726	78,231	78,903	79,339	79,780
Greater Sudbury	166,188	168,307	171,317	174,123	177,051
Thunder Bay	151,116	148,620	144,665	139,251	133,465
Waterloo Region	525,913	561,013	618,886	693,719	772,949
Greater Windsor (Essex)	411,630	423,586	446,386	471,616	498,260

Sub-Total of OHBA Locals 12,411,749 12,990,028 13,850,232 14,816,063 15,836,968
Ontario Totals 13,221,487 13,809,227 14,682,788 15,660,730 16,694,249

Note: Grey-Bruce includes the population for all of Bruce; South Bruce also includes the population of all of Bruce.

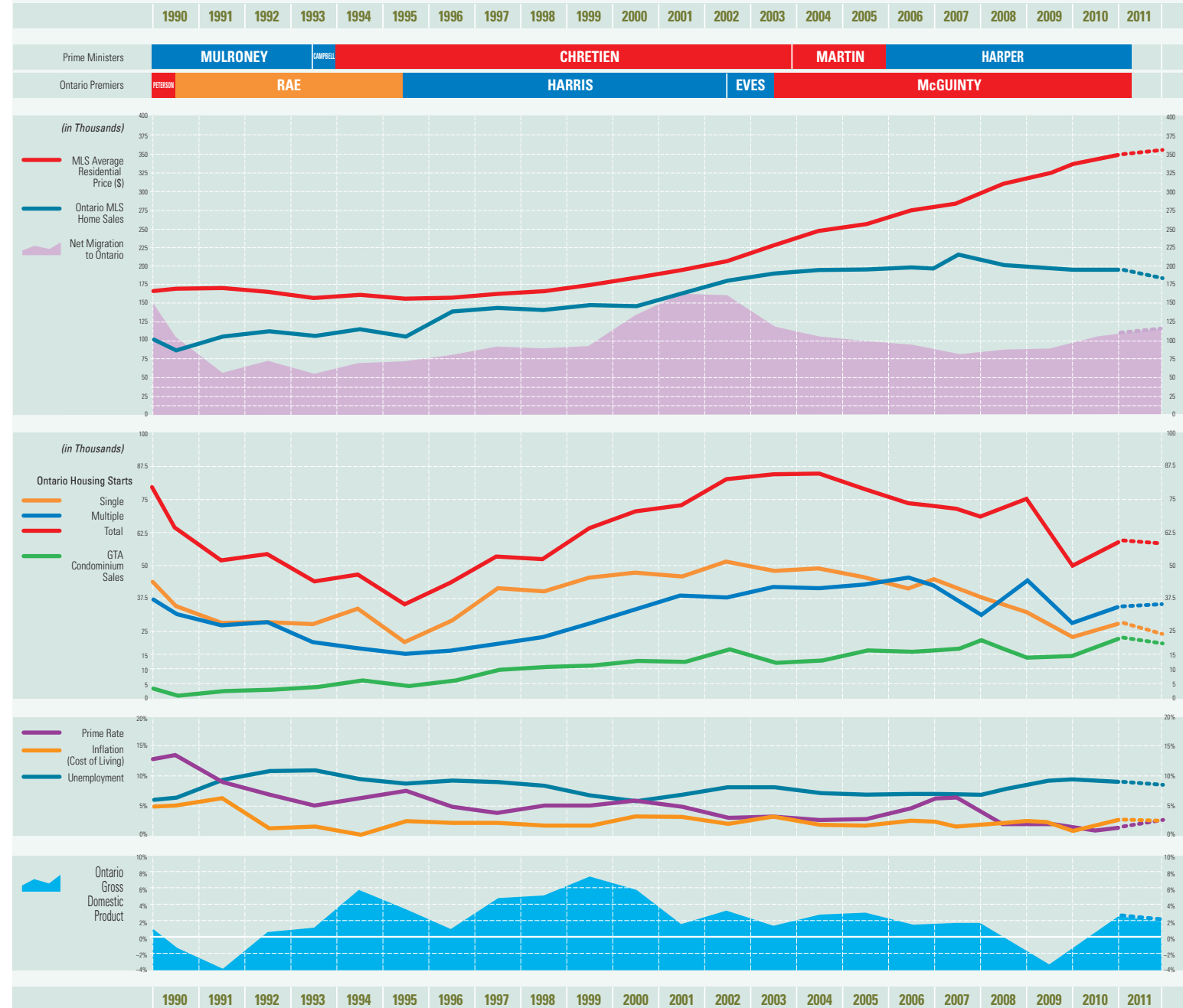
Source: Strategic Projections Inc.

1990-2011

Ontario Housing & Economic Indicators



Ontario
Home Builders'
Association



Source: Statistics Canada, CREA, CMHC, Bank of Canada, Ministry of Finance, Urbanation

OHBA represents 4,000 member companies organized into a network of 29 local associations across the province.
 Together we build 80% of the new housing in Ontario.

Ontario Home Builders' Association
20 Upjohn Road, Suite 101
North York, Ontario
M3B 2V9

Tel: (416) 443-1545
Toll Free: 1-800-387-0109
Fax: (416) 443-9982
e-mail: info@ohba.ca
web: www.ohba.ca